

# Delta Electronics, Inc. 1Q 2024 Results

台達電子2024年第一季財報法人說明會

2 May 2024



# 獨立董事候選人徐秀蘭女士簡介



## 主要學歷

伊利諾大學電腦科學碩士

## 主要經歷

- 中美矽晶製品股份有限公司總經理

## 主要現職

- 中美矽晶集團董事長及執行長
- 環球晶圓集團董事長及執行長
- 台灣特品化學股份有限公司董事長

## 榮譽

- 榮獲《2023安永世界企業家大獎》年度大獎
- 榮獲哈佛商業評論第二屆「台灣最佳上櫃女CEO」榜首
- 榮獲2023第21屆遠見高峰「傑出領袖獎」
- 榮獲中華民國企業經理協進會第17屆「國家卓越成就獎」
- 獲頒義大利之星爵士勳章
- 榮獲2024 ERSO Award獎項

# Bio of Ms. Doris Hsu, Candidate for Independent Director



## Education

Master of Computer Science, University of Illinois

## Experiences

- Chairperson & CEO, GlobalWafers Co., Ltd.
- Chairperson & CEO, Sino-American Silicon Products Inc.
- Chairperson, Taiwan Speciality Chemicals Corporation

## Career Achievements

- Wins EY World Entrepreneur of the Year™ 2023
- Harvard Business Review "Best OTC Listed Enterprise Female CEO in Taiwan 2023"
- 2023 Global Views Leader Forum "Outstanding Leader Award"
- 2023 Chinese Professional Management Association "National Achievement Award for Excellence"
- The Commander of the Order of the Star of Italy 2024
- 2024 ERSO Award

- **The financial numbers hereby are based on International Financial Reporting Standards (IFRS)**

本簡報財務數字係根據國際財務報導準則編製

- **Cumulative consolidated numbers have been reviewed by CPA**

合併數字經會計師核閱

# 1Q 2024 Financial Results

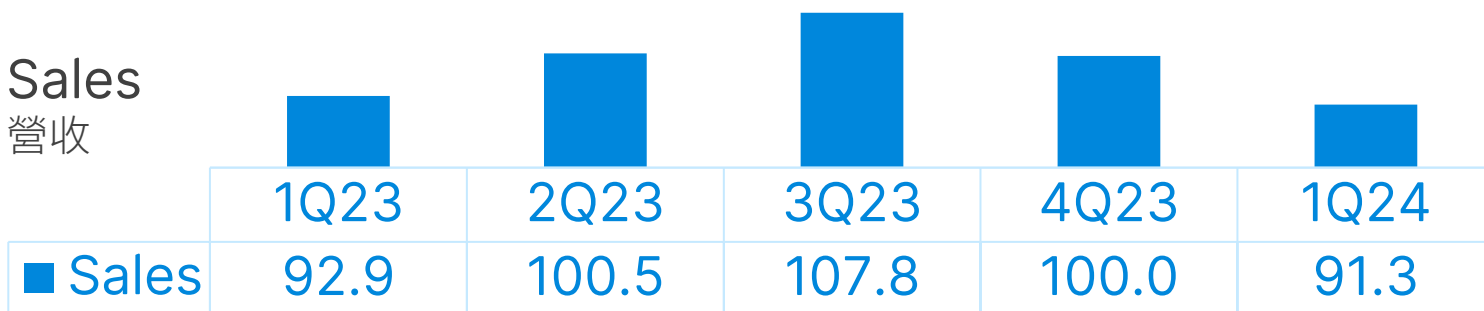
2024年第一季結算數字

# Sales Revenues & Gross Profits

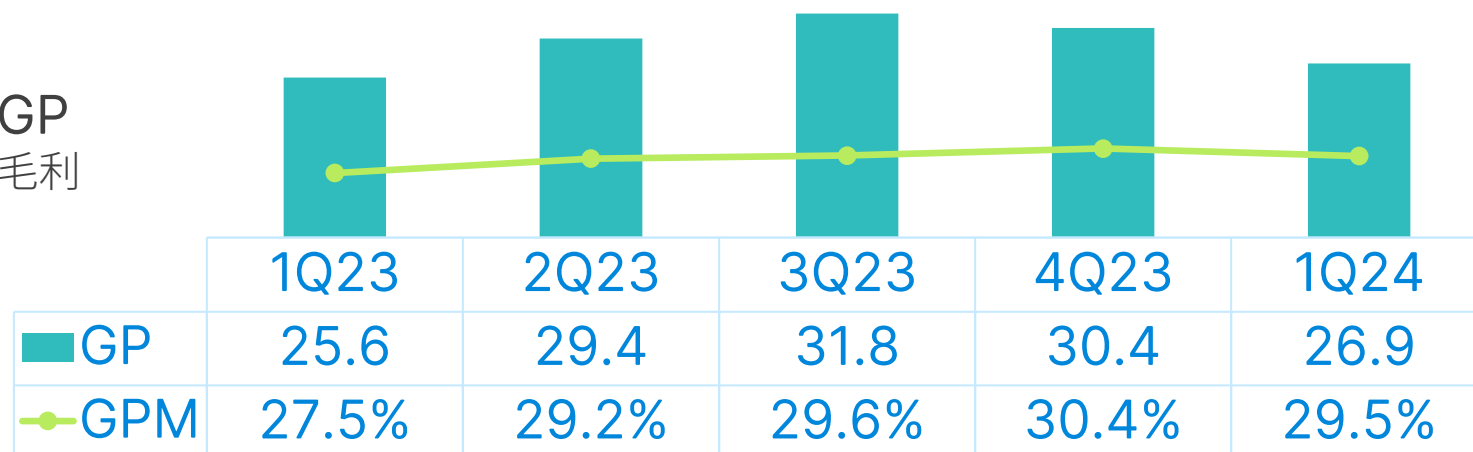
## 合併營收及毛利

NT\$ billion  
新台幣十億元

Sales  
營收



GP  
毛利



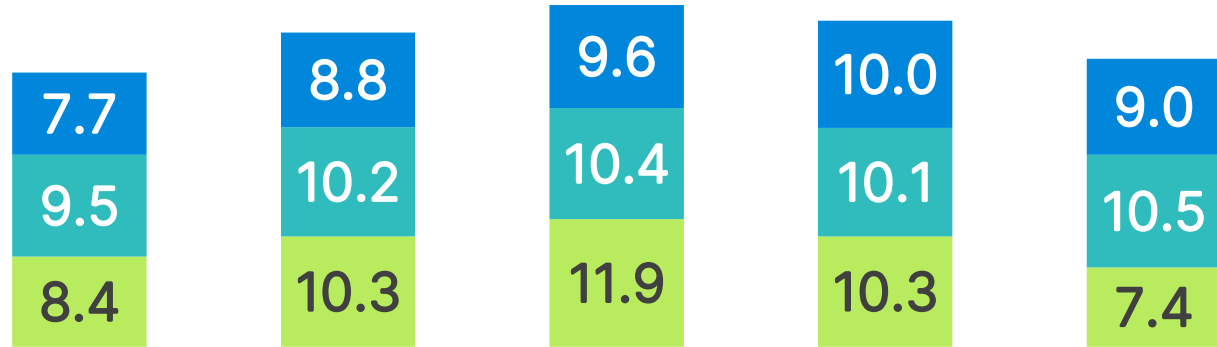
	Y/Y 年對年	Q/Q 季對季
Sales 營收	-2%	-9%
GP 毛利	+5%	-11%

# Operating Profits & Expenses

## 營業淨利及費用

NT\$ billion  
新台幣十億元

■ R&D  
■ SG&A  
■ OP



(% of sales)

	1Q23	2Q23	3Q23	4Q23	1Q24
R&D	8.3%	8.8%	8.9%	9.9%	9.8%
SG&A	10.2%	10.2%	9.6%	10.1%	11.6%
OPEX	18.5%	19.0%	18.5%	20.0%	21.4%
OPM	9.1%	10.2%	11.0%	10.4%	8.1%

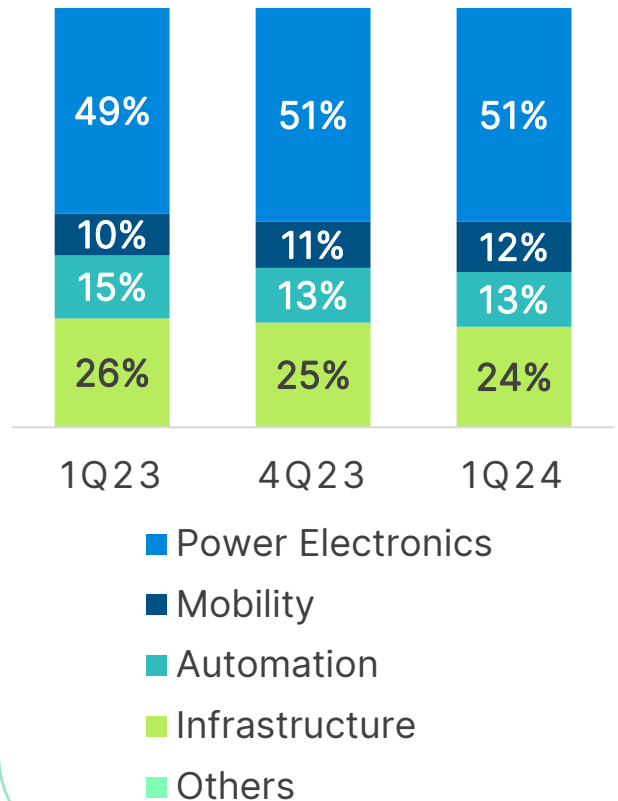
	Y/Y 年對年	Q/Q 季對季
R&D 研發費用	+17%	-10%
SG&A 銷管費用	+11%	+5%
OPEX 總營業費用	+14%	-2%
OP 營業淨利	-12%	-29%

# Performance by Segment

## 主要部門表現

NT\$ million 新台幣百萬元	Sales	Y/Y	Q/Q	Profits	Y/Y	Q/Q
Power Electronics 電源及零組件	46,849	+2%	-8%	7,263	+6%	-17%
Mobility 交通	10,529	+18%	-4%	174	+372%	+35%
Automation 自動化	11,842	-15%	-6%	62	-88%	+127%
Infrastructure 基礎設施	21,968	-9%	-13%	-105	-110%	-106%

### Sales% 營收佔比



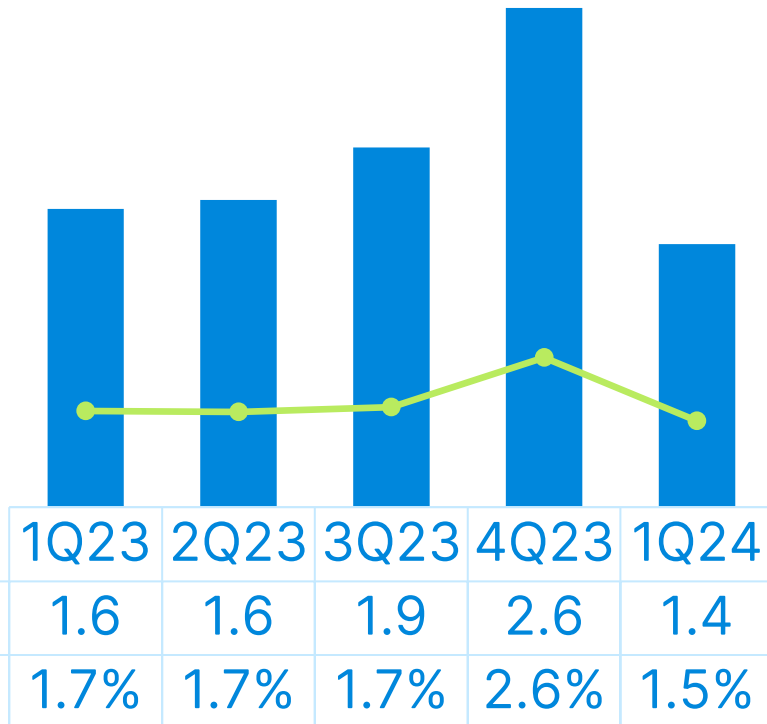


# Non-operating Profits

業外損益

NT\$ billion  
新台幣十億元

Non-OP  
業外損益



\*包含透過損益按公允價值衡量之有價證券已實現及未實現評價損益、股利收入、採用權益法認列之投資損益及處分損益等

\*The item includes realized and unrealized evaluations of gains or losses from financial assets at fair value through profit or loss, dividend income, share of profit(loss) of associates accounted for under the equity, and gain (loss) on disposal of associates accounted for under the equity, etc.

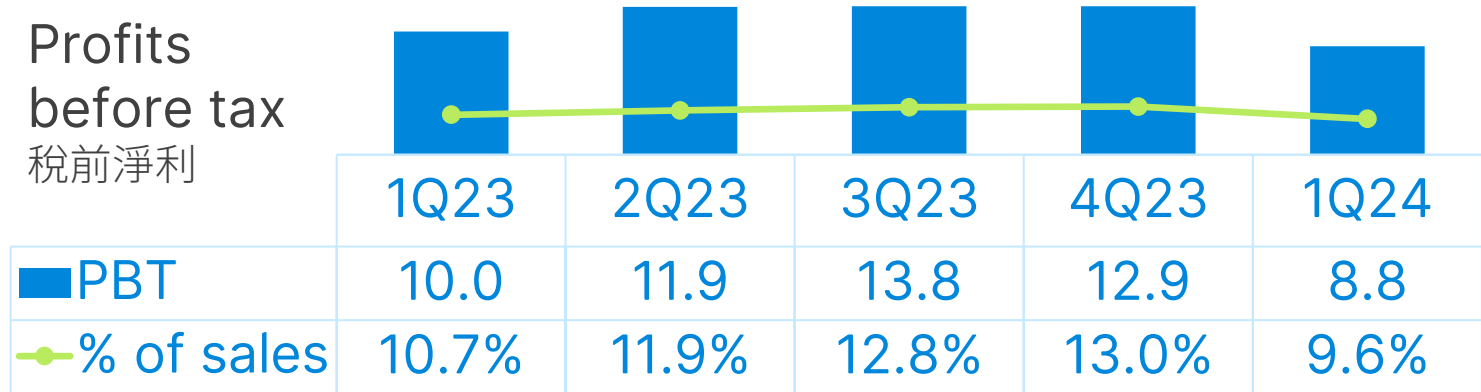
NT\$ million 新台幣百萬元	1Q23	4Q23	1Q24
Gains or losses from investment* 投資損益*	425	1,387	5
Interest income 利息收益	118	370	361
FX income and valuation of FX forward 滙兌損益及遠匯評價損益等	183	97	230
Others 其他	827	746	775
Total 合計	1,553	2,600	1,371

# Profits before Tax v.s EBITDA

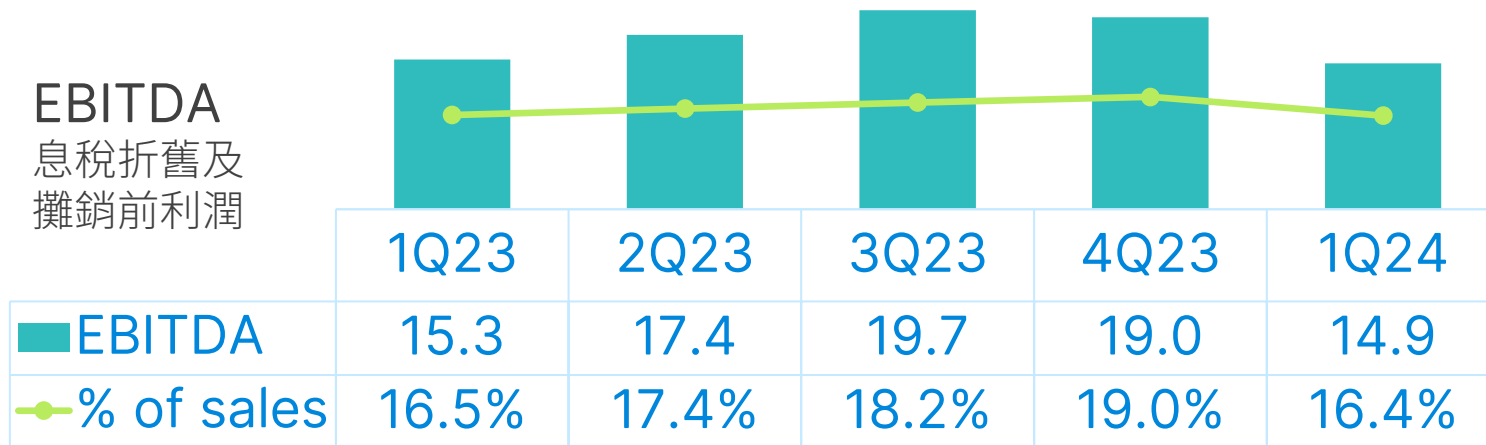
稅前淨利及息稅折舊及攤銷前利潤

NT\$ billion  
新台幣十億元

Profits before tax  
稅前淨利



EBITDA  
息稅折舊及攤銷前利潤



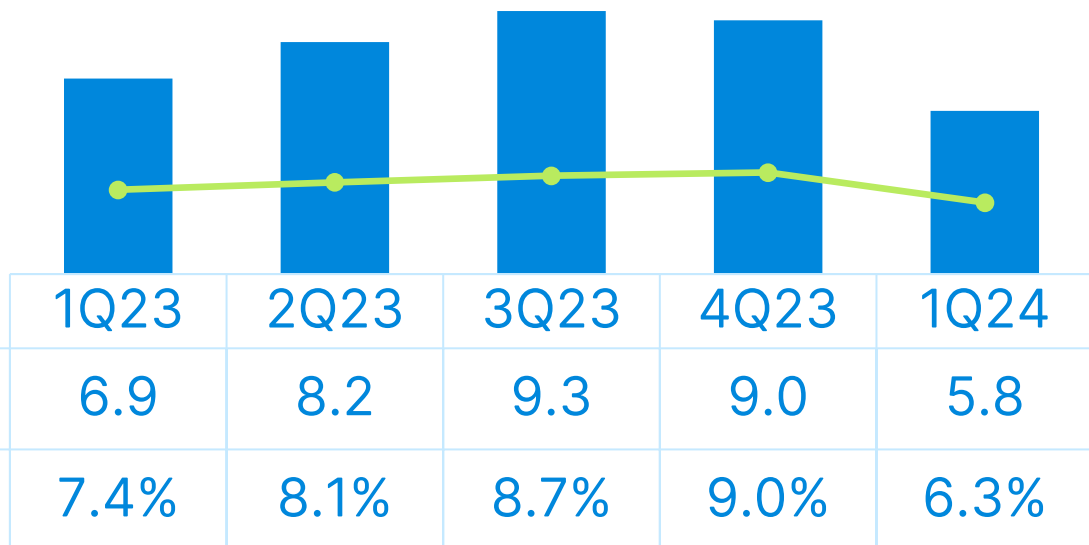
	Y/Y 年對年	Q/Q 季對季
Profits before tax 稅前淨利	<b>-12%</b>	<b>-32%</b>
EBITDA 息稅折舊及攤銷前利潤	<b>-2%</b>	<b>-21%</b>

# Net Profits after Tax

稅後淨利

NT\$ billion  
新台幣十億元

Net profits  
after tax  
稅後淨利

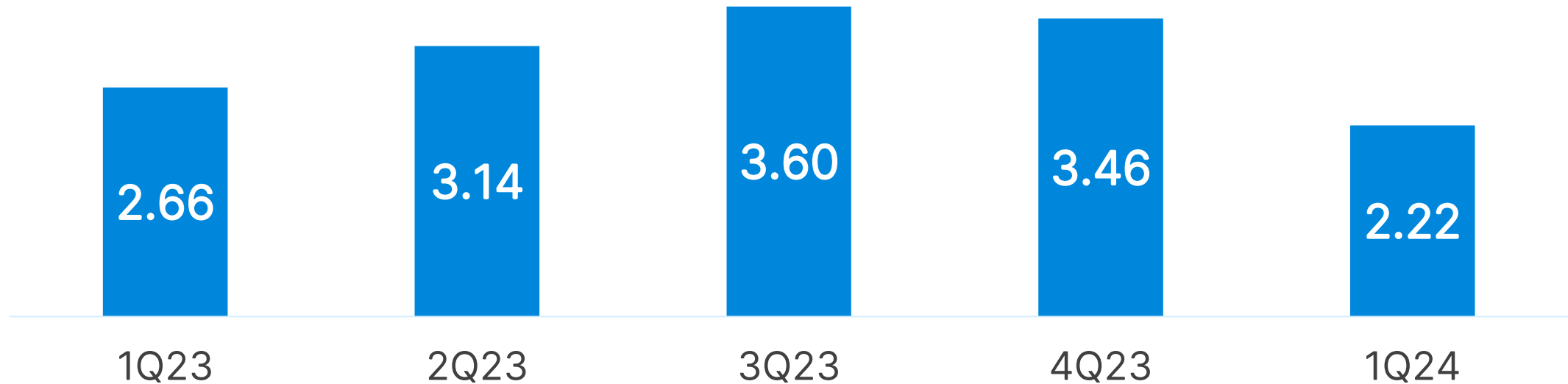


	Y/Y 年對年	Q/Q 季對季
Net profits after tax	<b>-17%</b>	<b>-36%</b>

NT\$ million 新台幣百萬元	1Q23	4Q23	1Q24
Profit before income tax 稅前淨利	9,959	12,964	8,765
Income tax 所得稅	(1,988)	(2,608)	(1,798)
Non-controlling interest 非控制權益	(1,063)	(1,383)	(1,203)
Net profit after tax 稅後淨利	6,908	8,973	5,764

## EPS 每股淨利

Unit: NT\$  
新台幣元



\*EPS based on shares outstanding of 2,598 million.

每股盈餘之設算基於在外流通股數25.98億股。

# Business Categories

## 業務範疇



### Power Electronics 電源及零組件

- Components  
零組件
- Power and System  
電源及系統
- Fans & Thermal Management  
風扇與散熱管理

### Mobility 交通

- EV Powertrain System  
電動車動力系統

### Automation 自動化

- Industrial Automation  
工業自動化
- Building Automation  
樓宇自動化

### Infrastructure 基礎設施

- ICT Infrastructure  
資通訊基礎設施
- Energy Infrastructure  
能源基礎設施
- Display  
視訊系統

Smarter. Greener. Together.

